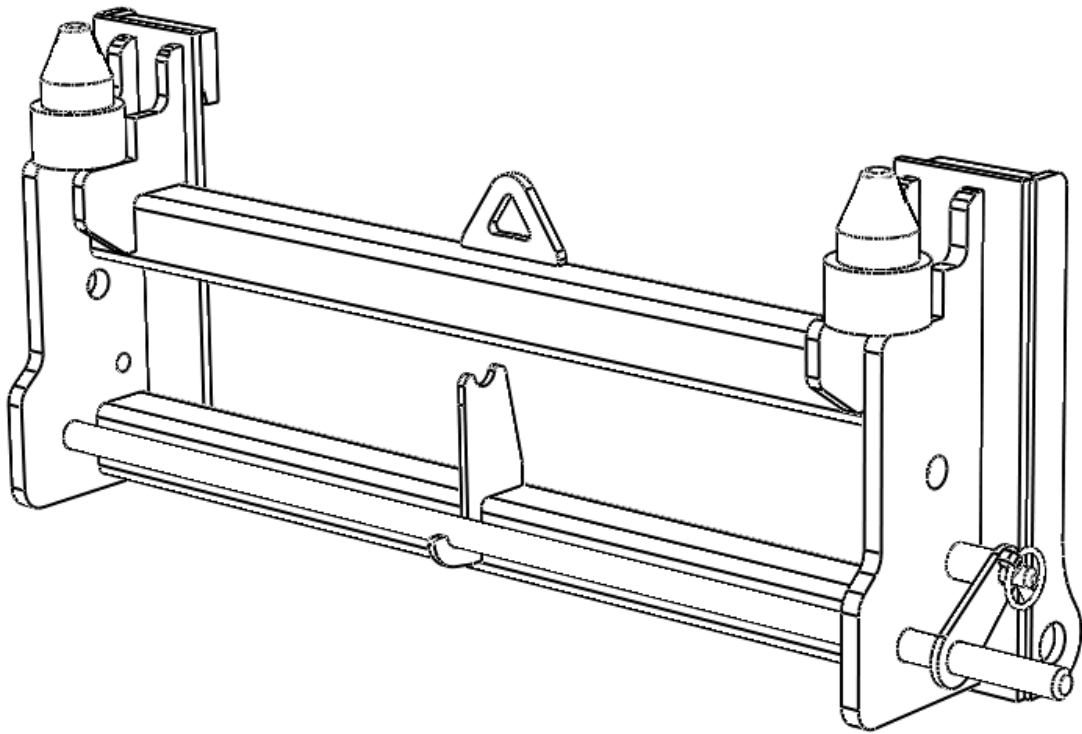


AGRI WELD

Operator Manual

Sanderson to Matbro Adapter



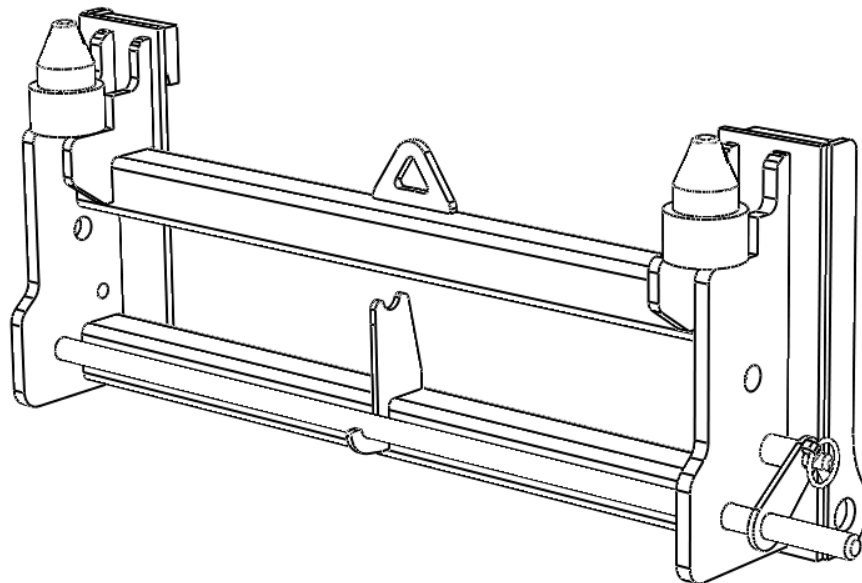
Main Street
Garton-on-the-Wolds
Driffield, YO25 3ET
Tel: 01377 259140
Email: sales@agriweld.co.uk
www.agriweld.co.uk

CONTENTS

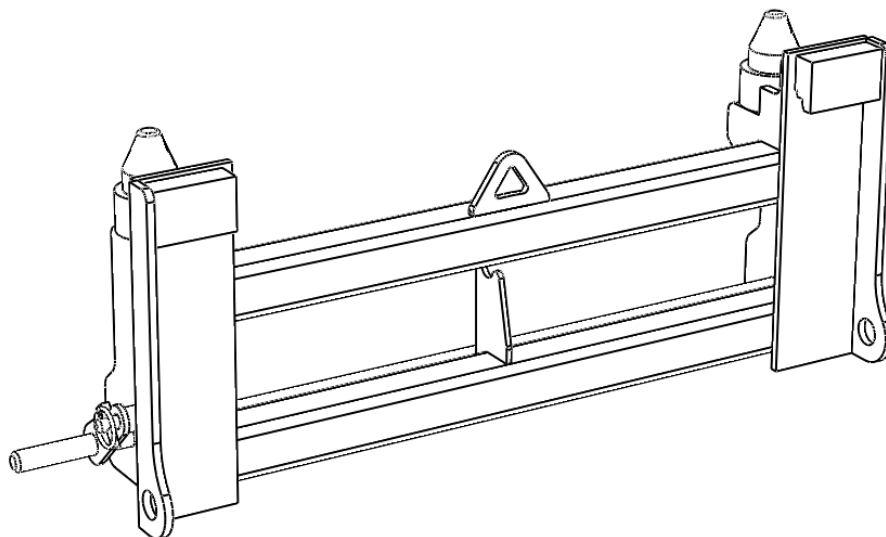
Page 3	Assembly
Page 4	Main Pin Removal
Page 5	Part List
Page 6	Summary, Capacity & General Safety
Page 7	Qualifications and Training & Further Safety
Page 8	Special Safety Instructions & Important Maintenance
Page 9	Warranty
Page 10	Stickers
Page 11	CE Declaration of Conformity

ASSEMBLY

Front – Matbro Bracketing



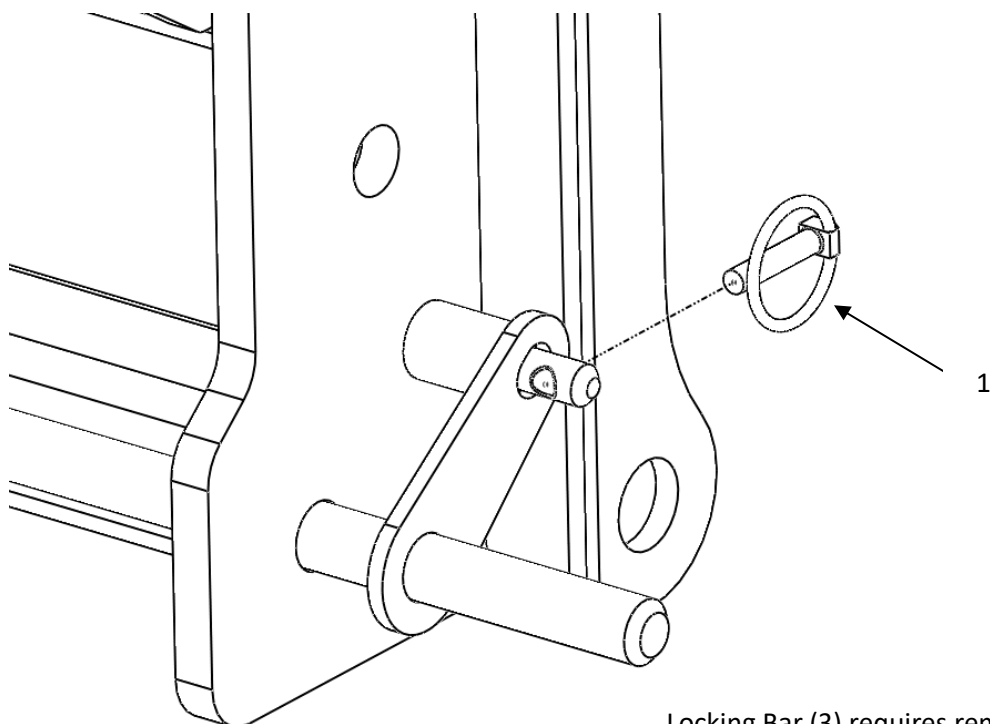
Back – Sanderson Bracketing



WEIGHT: 135KG

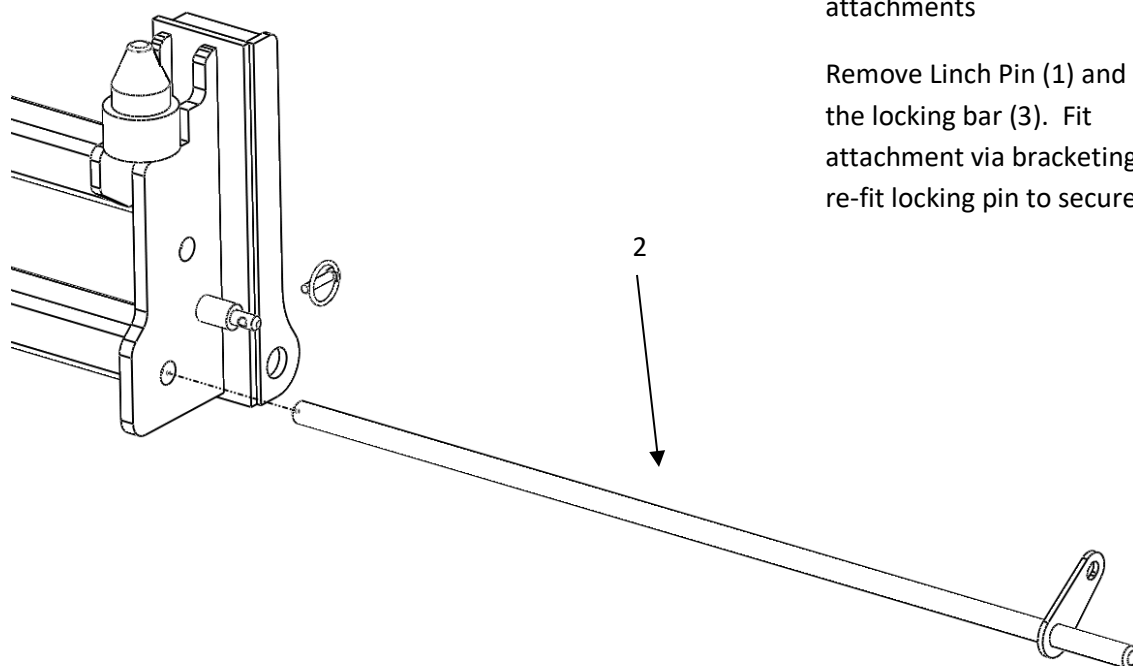
AGRI WELD

MAIN PIN REMOVAL



Locking Bar (3) requires removing and refitting to connect Matbro attachments

Remove Linch Pin (1) and pull out the locking bar (3). Fit attachment via bracketing and re-fit locking pin to secure.



PARTS LIST

No	Part	Part No	Quantity
1	Linch Pin	LP11Z	1
2	Locking Bar	Z319075KR	1

SUMMARY

The Adapter plate is designed to safely and efficiently act as an interface between material handling equipment of one type of fitting and a single forklift/loader via the use of a dual sided bracket. The Adapter consists of a main frame fitted both sides with the bracketing relevant to the required configuration.

With exception of the product drawings, capacity and weight, this operator manual is not confined to any one particular example/configuration.

CAPACITY

Please note the capacity of your adapter as per correct configuration below;

CONFIGURATION: SANDERSON TO MATBRO

SAFE WORKING LOAD (SWL): 3000 Kgs

PLEASE NOTE: When fitted to a forklift/loader with a lift capacity less than this SWL the capacity of the adapter is reduced to equal that of the forklift/loaders capacity.

For example fitted to a 2000kg forklift, the Adapter capacity is also reduced to 2000kgs.

Warranty claims arising from misuse and overload will not be covered!

GENERAL SAFETY

This manual must be provided to all persons concerned who will be involved with the setting up, operation, maintenance and use of the forklift/loader and Adapter. It must be available at all times.

If important safety instructions are not complied with, it can lead to the risk of injury to yourself and others as well as damage to property and the environment.

NON COMPLIANCE WITH SAFETY INSTRUCTIONS CAN LEAD TO WARRANTY CLAIMS BECOMING INVALID.

QUALIFICATIONS AND TRAINING

Only personnel with the appropriate forklift/loader licence are authorised to use this implement.

Statutory minimum age limits must be observed and reliable personnel only should perform maintenance/work on this implement.

Persons undergoing training or instruction or taking part in a general training course should only use this implement under direct supervision of an **experienced* and trained person.

The use of spare parts, accessories and ancillary equipment not supplied or approved by Agriweld, could have detrimental effects to the construction or functions of the Adapter. Agriweld shall not be responsible for any damage caused by the use of spare parts or accessories and ancillary equipment not supplied or approved by Agriweld.

The operator must be aware of their responsibilities with regard to observing traffic regulations. The operator must have the authority to refuse instructions issued by third parties which contravene safety.

Any conversions or modifications to the Adapter may only be carried out after prior consultation and written confirmation from Agriweld.

****Experienced persons are classed as those individuals who have been trained, know current knowledge and skills or have participated in the use of the type of activity and equipment for several years.***

PLEASE NOTE: All forklifts are subject to LOLER inspection/report by reputable engineers and records kept and maintained.

FURTHER SAFETY

Ensure that you are familiar with the equipment, controls and functions of the forklift or loader and Adapter before starting work.

Check round the Adapter for any noticeable damage, or missing parts before starting work.

It is advisable that the operator wears close fitting clothing to avoid the risk of snagging and trapping.

Ensure that you watch out for wandering individuals (particularly children!).

Remember to take into account the size of any attachments being moved and be aware of the sideways forces acting on the machine when turning and negotiating corners.

Always ensure adequate all round visibility.

SPECIAL SAFETY INSTRUCTIONS

Take extra care when hitching up or un-hitching the Adapter to/from the forklift or loader. Be aware of what is under the Adapter and its load (such as your feet) before dropping off.

Ensure that the forklift or loaders hydraulic system is in full working order.

Never allow any person to stand between the forklift or loader and the Adapter during connection or at any time unless the forklift or loader is secured against rolling away by use of a parking brake and/or wheel chocks.

It is forbidden to allow any persons to ride or sit on the Adapter and its load at any time. Observers should maintain a safe distance when machine is in use.

When performing any adjustments to the Adapter or any equipment connected via the interface, the forklift or loader's engine must be switched off to prevent the hydraulics from operating and the forklift or loaders park brake must be applied to prevent the forklift/loader from accidentally rolling away. It is advisable to lower any mounted equipment to the ground for safety where possible.

The driving characteristics of the forklift/loader are influenced and altered by the attachment of mounted machines and it is important to ensure adequate steering and braking ability as required

NEVER walk or work under a suspended load. Always take measures to support the machine and its load to prevent crushing and/or death. Do not rely on the forklift/loader and Adapter alone if you are working under a suspended load. Always use supports for example trestles or a frame capable of taking the load.

IMPORTANT MAINTENANCE

There are no mechanical parts associated with your adapter plate although please follow the checks below regularly to ensure that any noticeable damage or faults are noticed by the operator.

- Before use, always check round the Adapter to ensure no damage has occurred and that the machine appears safe to use.
- Keep the Adapter clean at all times to enable users to perform visual check for damage/faults.
- Ensure that the forklift /loader is in full working order and that the Adapter is attached to the forklift/loader correctly before starting work.
- Do not overload the Adapter at any time to prevent damage and potential injury

WARRANTY

Your Agriweld Adapter is covered for a period of 12 months from the date of dispatch (which is recorded on our files) against faulty components and/or bad workmanship.




Our welders are coded to BS EN 287-1 and our welding procedures are approved in accordance with: BS EN ISO 15614-1 to manufacture your equipment and all products are checked for quality prior to dispatch/collection.

We cannot be responsible for claims arising from ignorance, occurrences outside our control, such as accidents, and malicious damage.

WARRANTY CLAIMS FOR DAMAGE DURING TRANSIT

Damage occurred during transit via an external haulier must be reported immediately upon unloading and signing for the item. The limit of our liability to undertake repairs to products damaged during transit is dependent on signing for any damaged product as DAMAGED.

STICKERS

Stickers	Part Number	Description	Quantity
	<p>AW_QS_LS (460mm x 90mm)</p>	<p>Agriweld sticker</p>	<p>2</p>
	<p>AW_QS_AS (185 mm x 85mm)</p>	<p>Agriweld sticker</p>	<p>3</p>
	<p>AW_QS_GB (85mm x 50mm)</p>	<p>Great Britain sticker</p>	<p>2</p>



CE DECLARATION OF CONFORMITY

The equipment which accompanies this declaration is in conformity with EU Directive(s):-

2006/42/EC Machinery Directive

Manufacturer Name: Agriweld Ltd

Manufacturer Address: Main Street
Garton-on-the-Wolds
Driffield
East Yorkshire
YO25 3ET

Product: Sanderson to Matbro Adapter

Product Options: All

Individual Serial Number:

Product Description: Heavy duty Sanderson to Matbro Adapter

Supplementary Information: Weight 135kg

Authorised Signatory on Behalf of Manufacturer: *Dawn Foster*

Name of Signatory: Dawn Foster

Position in Company: Director

Date of Issue:

AGRI WELD**AGRI WELD**